

PERSONALIZED LEARNING PLANS

Reading Skills Practice	Reading	Writing	Assessment Testing Window		
Reading-Writing Pre-test – Creates PLP #1	2.25	1.95		10/31/2022	12/16/2022
Reading-Writing Interim – Creates PLP #2	3.25	2.95			
Reading-Writing Summative – Creates PLP #3	Start				

PLP #1

PLP #2

PLP #3

Foundational Reading Skills						
Reading Skills Practice	Quiz 1	Quiz 2	Quiz 3	Quiz 4	Quiz 5	Quiz 6
Foundation Skills for Beginners	1.75	2.95	3.55	▶ Start	▶ Start	▶ Start
 Foundation Skills Scaffolds	3.25	4	4	▶ Start	▶ Start	▶ Start
Word Study: High Frequency/Sight Words						
High-Frequency Word Practice Sets	Practice #1		Practice #2	Practice #3	Practice #4	
High-Frequency Words Set #1	✓		✓	✓	✓	
High-Frequency Words Set #2	✓		✓	✓	✓	
High-Frequency Words Set #3	✓		✓	✓	✓	
TELPAS Reading – TYPE 1 Items						
Reading Skills Practice	Quiz 1	Quiz 2	Quiz 3	Quiz 4	Quiz 5	Quiz6
Type 1: Cloze Style Questions of Varying Lengths	2.68	3.2	3.6	▶ Start	▶ Start	▶ Start
 Type 1 Scaffolds	3.6	3.8	4	▶ Start	▶ Start	▶ Start
TELPAS Writing – TYPE 2 Text Entry Items						
Writing Skills Practice	Quiz 1	Quiz 2	Quiz 3	Quiz 4	Quiz 5	Quiz6
Type 2: Text Entry	1.85	2.9	3.4	▶ Start	▶ Start	▶ Start
 Type 2 Scaffolds	2.1	3.2	3.55	▶ Start	▶ Start	▶ Start
Word Study: Word Pairs – Antonyms-Synonyms						
Word Pair Practice Set				Learn	Assess	
Antonyms Set #1				✓	72%	
Synonyms Set #1				✓	79%	
Antonyms Set #2				✓	87%	
TELPAS Reading – TYPE 2 Items						
Reading Skills Practice	Quiz 1	Quiz 2	Quiz 3	Quiz 4	Quiz 5	Quiz6
Type 2: Short Text Followed by Multiple Choice Questions	1.68	2.38	2.65	▶ Start	▶ Start	▶ Start
 Type 2 Scaffolds	1.4	1.95	2.35	▶ Start	▶ Start	▶ Start
Word Study: Word Pairs – Homographs, Homophones, and Homonyms						
Word Pair Practice Set	Learn		Practice		Assess	
Homograph Set #1	✓		✓		68%	
Homograph Set #2	✓		✓		76%	
Homophones Set #1	✓	✓	✓	75%	81%	
TELPAS Reading – TYPE 3 Items						
Reading Skills Practice	Quiz 1	Quiz 2	Quiz 3	Quiz 4	Quiz 5	Quiz6
Type 3: Longer Passages Across Multiple Genres	2.75	2.65	3.22	▶ Start	▶ Start	▶ Start
 Type 3 Scaffolds	2.49	2.95	3.51	▶ Start	▶ Start	▶ Start
Type 4: Technology Enhanced Items	▶ Start	▶ Start	▶ Start	▶ Start	▶ Start	▶ Start




Reading-Writing

TELPAS REVIEW AND READINESS
READING AND WRITING

BENEFITS OF OUR READING AND WRITING COURSE

- Increase Language Proficiency by at least one proficiency level in the domains of Reading and Writing
- Prepare students to meet the requirements for TELPAS and accelerate learning in preparation for STAAR
- Ensure students have authentic writing practice in preparation for TELPAS Writing
- Vertically Aligned TEKS Editing Skills provide necessary scaffolds to increase mastery of Writing Skills
- Formative and Progress Monitoring Assessments provide needed data to monitor students' proficiency levels

Let's take a closer look at comparative adjectives.



The brown dog is ~~big~~ than the white dog.

The brown dog is **bigger** than the white dog.

*Adding "-er" to **big** makes the adjective comparative.

Rule

If the adjective has one syllable, one vowel sound, and ends in a consonant, then double the end consonant and add "-er."

NEW TELPAS WRITING SKILLS & TEKS EDITING SKILLS

VIDEO LESSONS, PRACTICE, AND ASSESSMENTS FOR 100% OF THE K-12 R/LA EDITING TEKS

Writing Skills Lesson Name	ELAR TEKS	Learn	Practice	Assess	Lock/Unlock
Standard Grammar and Usage					
Complete Simple Sentences with Subject Verb	5.11.D(i)				
Verbs					
Past Tense of Irregular Verbs	5.11.D(ii)				
Past, Present, and Future Verbs	3.11.D(ii)				
Third-Person Singular Verb Ending -s and -es	3.11.D(ii)				
Future Verbs	3.11.D(ii)				



TELPAS WRITING SKILLS ITEMS


Writing Skills Practice	Quiz 1	Quiz 2	Quiz 3	Quiz 4	Quiz 5	Quiz 6	AVG	PLD	Lock/Unlock
TYPE 1 MULTIPLE CHOICE	1.45	1.74	2.25	2.85	3.25	3.5	2.51	Advanced	
TYPE 2 TEXT ENTRY	1.56	1.85	2.4	2.55	2.6	2.9	2.31	Intermediate	
TYPE 3A CONSTRUCTED RESPONSE TELL A STORY	1.95	2.3	2.95	3.37	Pending	Pending	2.64	Advanced	

AUTHENTIC TELPAS READING ITEM TYPES AND ASSESSMENTS DIFFERENTIATED BY GRADE BANDS K-1, 2, 3, 4-5, 6-7, 8-9, 10-12

Flatbreads

1 Bread is a staple food in all parts of the world. Bread is made using different kinds of grains or flour. Bread can be cooked in a variety of ways and formed into all kinds of shapes.

2 Flatbread is the simplest kind of bread, made with basically flour, water, and salt. Every culture around the world has its own version of flatbread. Here are two types you may have eaten.



What does the word version mean in paragraph 2?

Select one:

- ☐ name
- ☐ taste
- ☐ thing
- ☐ kind

NEW INTEGRATED READING-WRITING ASSESSMENTS

- 3 NEW TELPAS Reading Technology Enhanced Items (TEIs)
- Includes Original 3 Reading Item Types

Text Entry

QUESTION 2

Read the text. There is an error that is underlined.

We went back to the classroom and washed us hands.

In the box, write the word that corrects the error.

Drag and Drop

Look at the diagram. Move the event that best completes the diagram into the empty box.

Lia finds a monarch butterfly on the playground.

↓

The entomologist tells how he used to be scared of insects.

↓

The entomologist shows the students a video.

↓

The entomologist explains about the clothing he wears for work.

Richard shows the students a video.

Lia is worried about the entomologist coming to visit.

Lia is interested in how she can help butterflies and other insects.





Hot Text

Click on the highlighted phrase or word in paragraph 6 that best helps the reader understand the meaning of *summit*.

6 Captain Jack Hayes is a legend around Enchanted Rock. He was a surveyor and a Texas Ranger. He surveyed the area in 1841. As he was making precise measurements of the land, Native Americans attacked him and his group. He got separated from his group and climbed to the summit of the Rock. He held off the Native Americans at the top of the Rock for three hours until his friends could come to his aid. If visitors climb to the peak of Enchanted Rock, they will see a historical marker displaying this legend.

Constructed Response

Look at the pictures. Use the pictures to write a story. Your story should have a beginning, middle, and an end. Write about each picture in order. Include as many details as you can.

1  2  3  4 

Explain what the problem was.

Tell who the people were, what they did and said, and how they felt.

Explain how the problem was solved.

